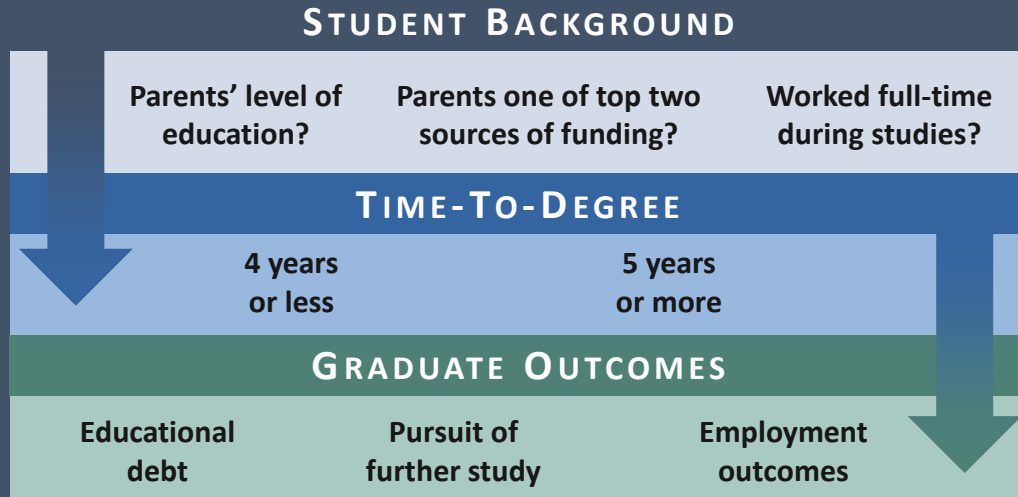


STUDENT BACKGROUND, TIME-TO-DEGREE, AND GRADUATE OUTCOMES

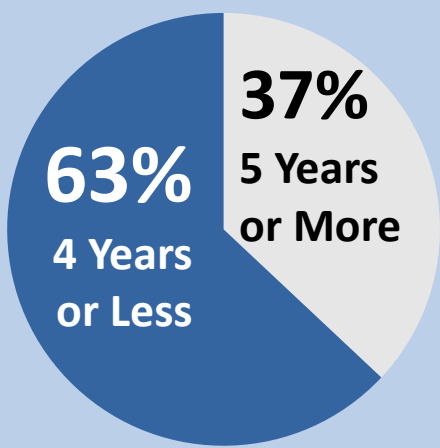
How do **student background** and **time-to-degree** affect graduate outcomes?

Previous research shows that many factors can affect the time it takes to complete a degree, such as switching fields of study or institutions. New research¹ concludes that **parents' educational level** influences the time it takes graduates to complete their degree- but only through the **interaction with other factors:**



TIME-TO-DEGREE

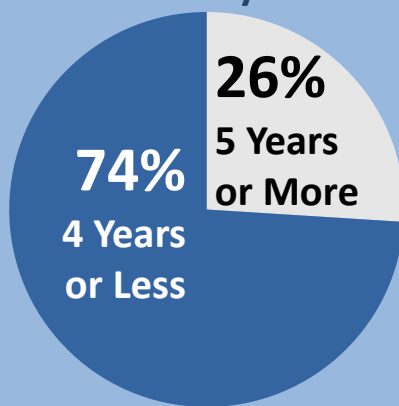
63% of Maritime university graduates **completed their bachelor's degree²** in 4 years or less.



74% of graduates who:

- Had at least one university-educated parent
- Reported parents were one of their top two funding sources
- Did not work full-time during their studies

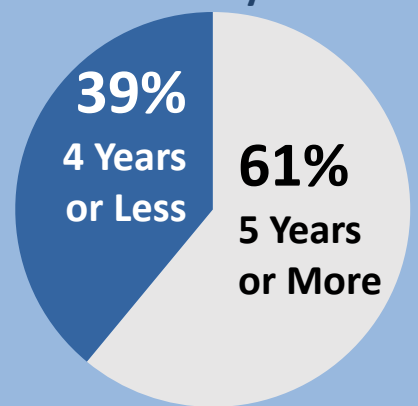
...completed their degree within 4 years



39% of graduates who:

- Did not have at least one university-educated parent
- Did not report their parents as one of their top two funding sources
- Reported working full-time during their studies

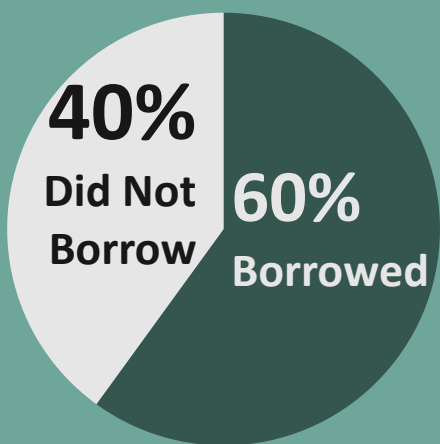
...completed their degree within 4 years



GRADUATE OUTCOMES

EDUCATIONAL DEBT

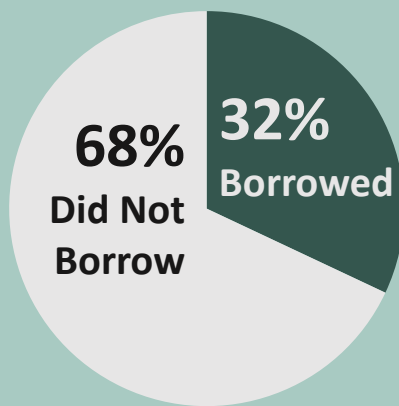
60% of Maritime university graduates **borrowed to finance their first degree**, with an average debt of **\$31,140¹**



32% of graduates who:

- Had at least one university-educated parent
- Reported parents were one of their top two funding sources
- Completed degree within 4 years

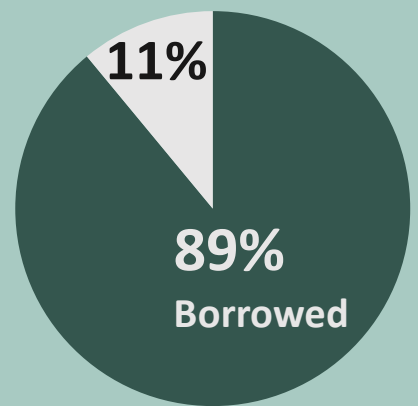
...borrowed to finance their first degree, with an average debt of \$25,052



89% of graduates who:

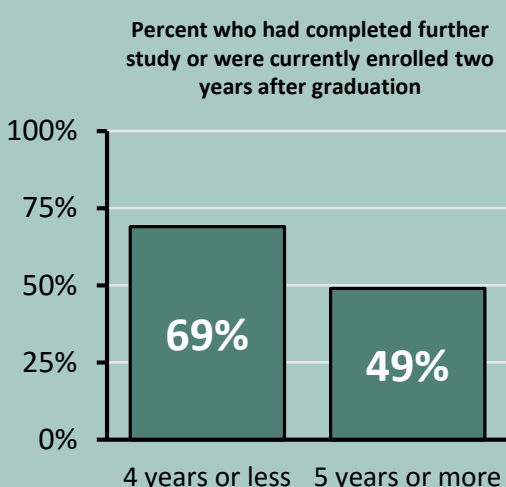
- Did not have at least one university-educated parent
- Did not report their parents as one of their top two funding sources
- Completed degree in 5 years or more

...borrowed to finance their first degree, with an average debt of \$38,112



PURSUIT OF FURTHER STUDY

Graduates who took **five or more years** to complete their degree were **less likely to pursue further education** (within two years of graduation), compared to those who took four years or less.



EMPLOYMENT OUTCOMES

Time-to-degree did not affect

- Full-time employment status
- Relatedness of employment to studies
- Earnings

¹Based on Class of 2007 and 2012 survey data linked to university administrative data; analysis of educational debt/borrowing limited to Class of 2007 linked to university data
²94% of bachelor programs designed to be completed within 4 years

