

PLANNING FOR UNIVERSITY

WHAT RECENT UNIVERSITY GRADUATES' EXPERIENCES TELL US



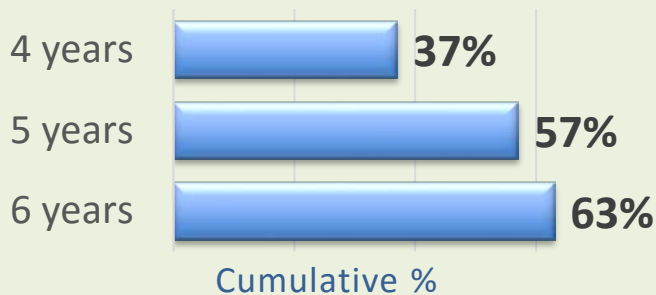
46% of Maritime Grade 12 students plan to attend university



How do their expectations about the path to graduation and financing their degree align with the experiences of recent graduates from the Maritimes?

PATH TO GRADUATION

Percent of Maritimers entering directly from high school who graduate within:



81% of Grade 12 students heading to university expect to complete their program in 4 years

Why might expectations differ from experience?

26% of university graduates had switched either institution and/or discipline of study on their path to graduation

19% of university graduates worked full-time while studying

3% of Grade 12 students expected to work full-time while studying



Taking a longer path to graduation may mean an increased likelihood of borrowing and a greater debt than expected

PAYING FOR EDUCATION

35% of university graduates say parents were one of their two main sources of funding

69% of university graduates borrowed to finance their education

52% of Grade 12 students expect parents to be among their top two financing sources



50% of Grade 12 students expect to borrow to finance their education



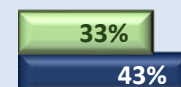
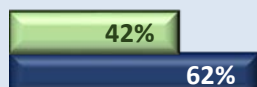
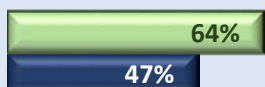
Parents' educational Attainment*:

Parents one of the two main sources of funding

Borrow money to finance education

Borrowers with debt of \$30,000 or more upon graduation

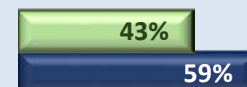
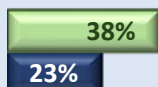
BACHELORS DEGREE OR ABOVE



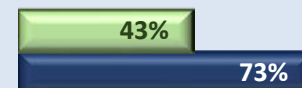

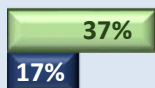
Grade 12 students expected

University graduates experienced

POSTSECONDARY BELOW BACHELOR



HIGH SCHOOL DIPLOMA OR LESS



*highest level of education of both parents

