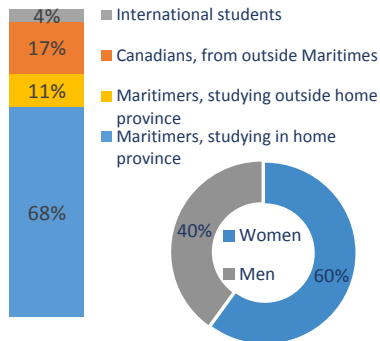


Student Progression in the Maritime University System

The 2006 Cohort

9,296 students enrolled full-time in a bachelor's program in a Maritime university for the first time in fall 2006

Where students come from



Enrolment in first year


47% Humanities, Arts and Social Sciences
 21% in Physical & Life Sciences and Mathematics
 18% in Applied Arts & Sciences or a Professional Program
 14% in Commerce and Administration

2006

2007

After one year

82% re-enrolled in a Maritime university



After two years

71% were still enrolled in a Maritime university

2008

After three years

3% had completed a university degree
 66% were still enrolled in a Maritime university

2009

After four years

39% of students who first enrolled in a three or four-year program had completed a degree



2010

After five years

48% of students who first enrolled in a five year program had completed a degree



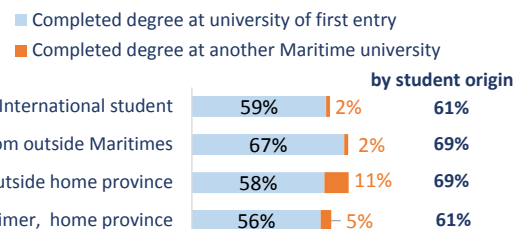
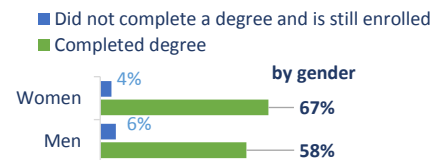
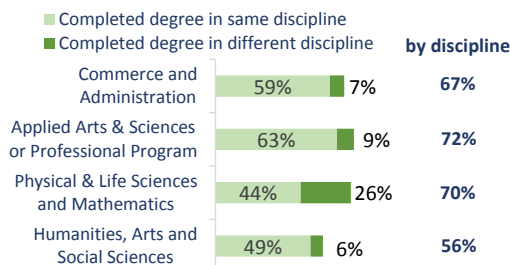
2011

After six years

63% of the cohort had completed a university degree
 58% at the university of first entry
 5% at another university
 5% of the cohort was still enrolled in a Maritime university
 32% of the cohort had not completed a degree and was no longer enrolled

2012

Six year system-level graduation rates



Source: Student Progression in the Maritime University System: Persistence and Graduation, June 2015
 For more information on persistence and graduation rates in Maritime universities visit <http://www.mphec.ca>